

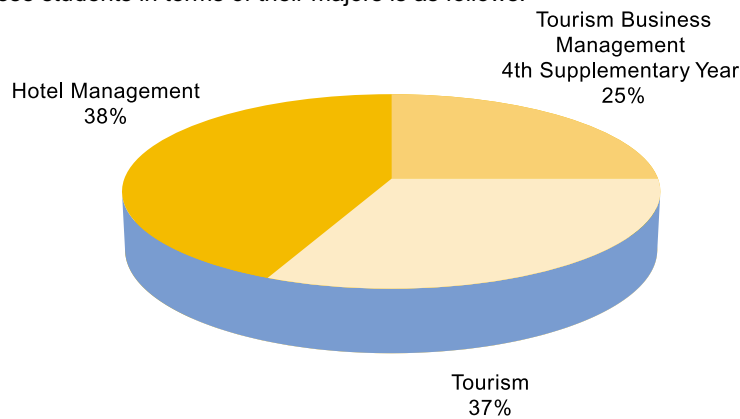
## 6 From Student to Graduate

### TOURISM COLLEGE OF MACAO

#### Number of Students

For the Academic Year 2001/02, there were 239 students in the Tourism College of Macao.

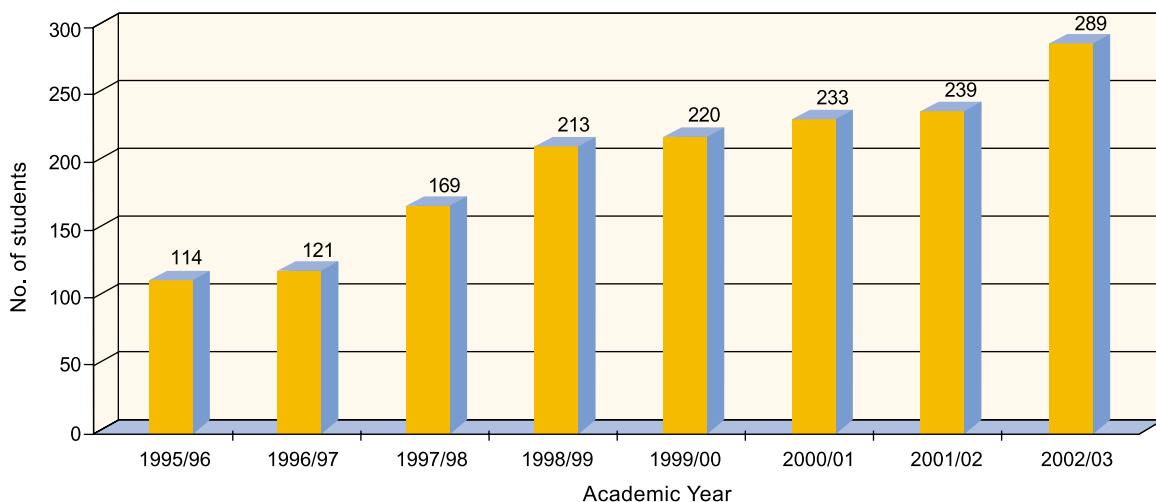
The distribution of these students in terms of their majors is as follows:



Among the students, 7% are exchange students while 17% are international students. They have come from various nations, such as Mainland China, Austria, Denmark, Finland, The Netherlands, Mongolia, South Korea, Spain, Sweden, the United States of America, to name a few.

#### The number of students of the Tourism College of Macao over the years

A history of the number of students of the Tourism College of Macao since the establishment of IFT in 1995 is provided in the following chart:



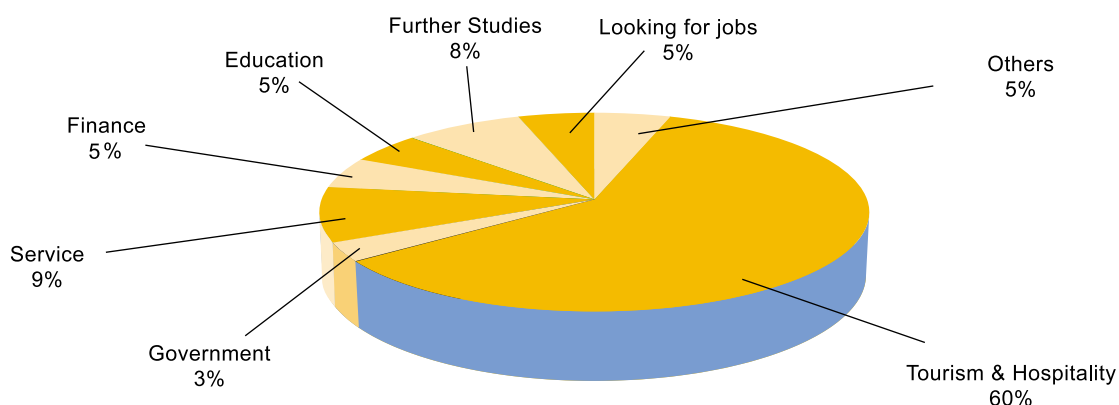
## Graduates

There were 84 graduates in the year 2002. The number of graduates produced by the Tourism College of Macao during all these years can be tabulated as follows:

Year of Graduation	Diploma		Higher Diploma		Bachelor Tourism Business Mgmt.	Year Total
	Tourism	Hotel Mgmt.	Tourism	Hotel Mgmt.		
1995	9	13	7	26	-	55
1996	---	---	10	14	-	24
1997	---	---	4	8	23	35
1998	---	---	9	4	12	25
1999	---	---	23	20	17	60
2000	---	---	32	32	32	96
2001	---	---	21	22	60	103
2002	---	---	21	21	42	84
<b>Total</b>	<b>9</b>	<b>13</b>	<b>127</b>	<b>147</b>	<b>186</b>	<b>482</b>

The Registry has established a database for IFT alumni and for employers, in order to assist graduates in locating career opportunities. In addition, IFT provides students with advice on career planning.

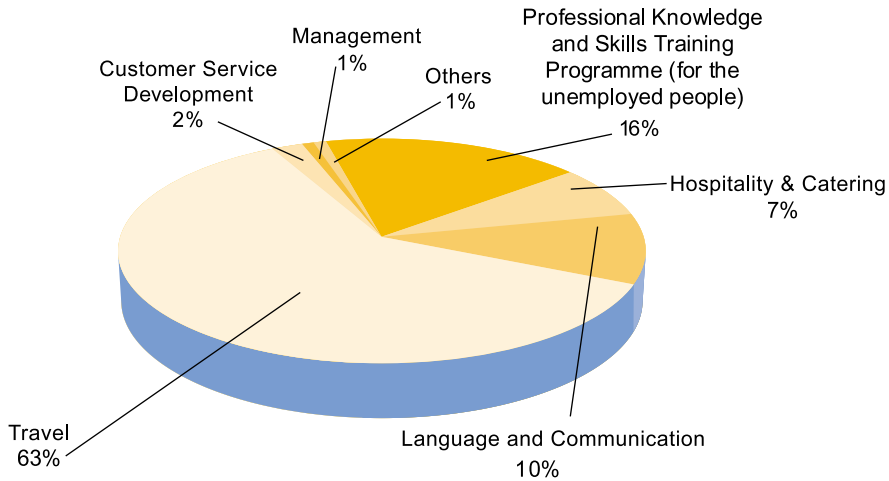
## Employment Condition of 2000/01 Graduates



Note: Survey undertaken in February 2002

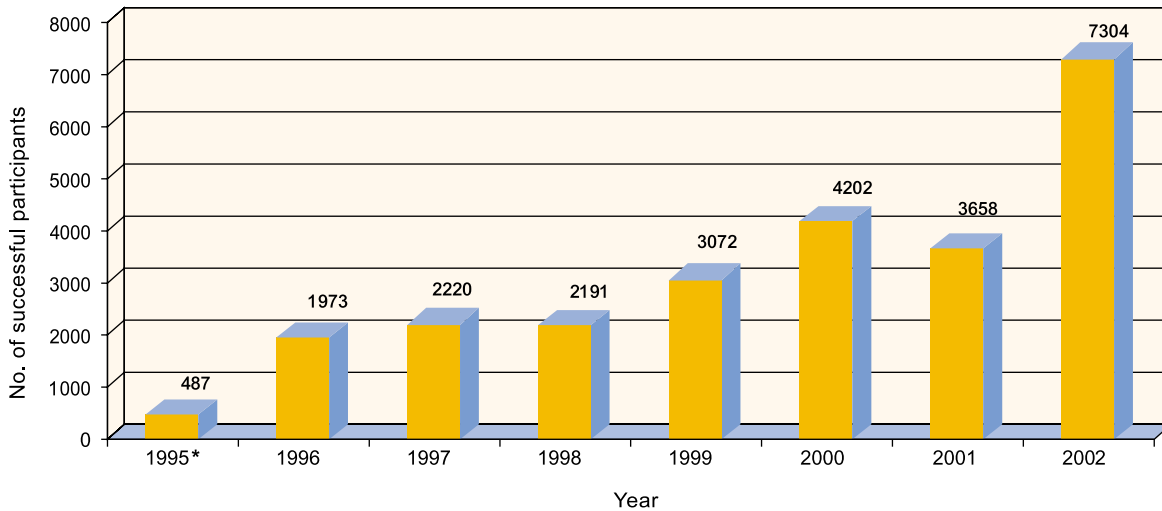
# PROFESSIONAL AND CONTINUING EDUCATION SCHOOL (PACES)

For the calendar year 2002, PACES had provided various types of training courses for 7,304 participants. It had also tailored specialized courses to meet the request of individual organizations. The distribution of PACES students in terms of their training areas is as follows:



## The Number of Trained Participants of PACES

The number of participants in continuing education over the years can be seen in the chart below:



\* From September 15 to December 31